



ELSEVIER

Elsevier Research Intelligence

Introduction to Scopus

December 2024

Alison Ferrett, Customer Success Manager



Alison Ferrett

- Customer Success Manager
- A.ferrett@elsevier.com
- +44 7824 350707



I am applying
for funding

I am looking for an
unexplored
research area

I am searching for
an expert person
or institution in my
field

I am writing a
paper and
collecting
references

I need to keep up to
date on a research
area

Scopus[®]

Scopus can help researchers



Find out what already exists in the global world of research output



Get topic specific funding insights: Target funding agencies



Decide what, where and with whom to partner or collaborate with



Track impact of research; monitor global research trends

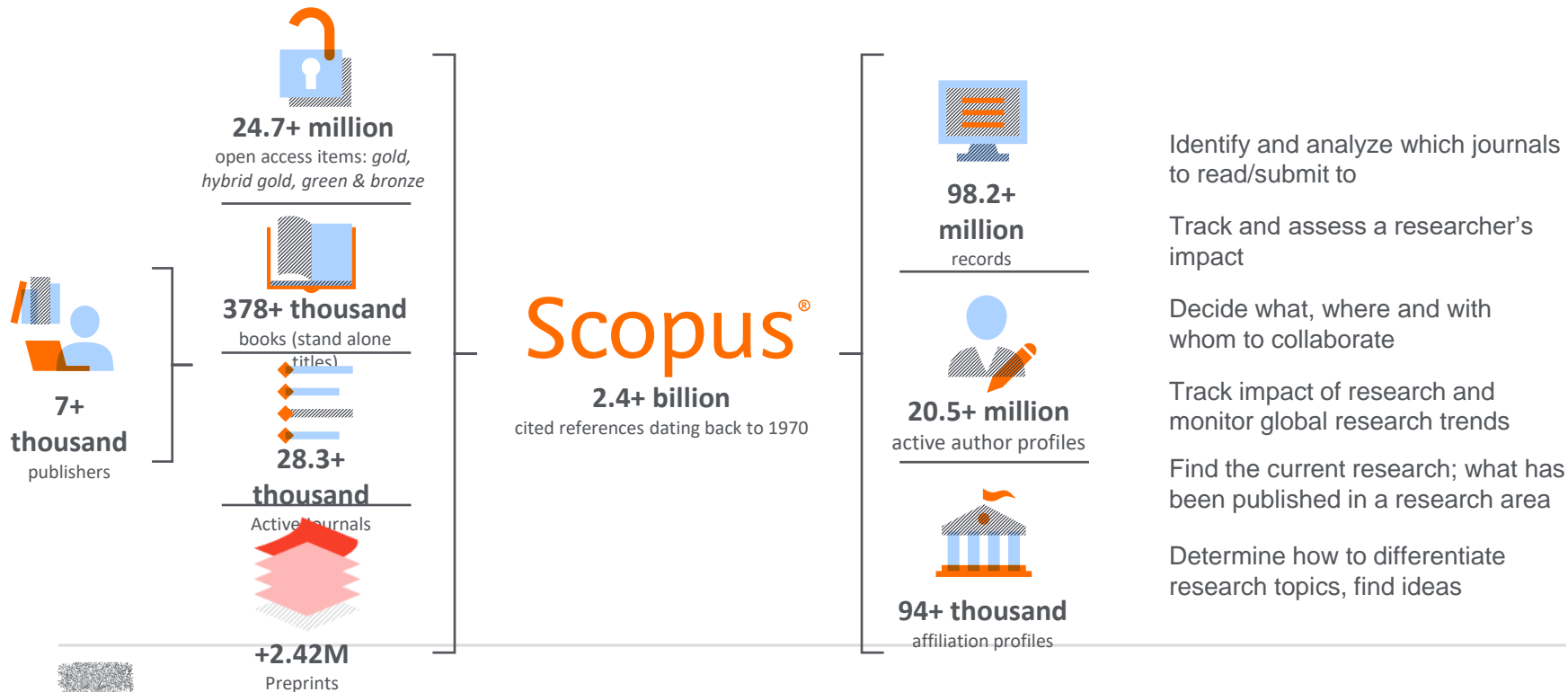


Help researchers track their research performance through citation counts and the *h*-index



Identify and analyze which journals to read or where to submit an article

Curated, enriched and connected data that surfaces signals about research that are intuitive to access and understand



Scopus Coverage Summary (October 2024)

Global representation means global discovery across all subjects and content types

98.2M records from **28.3K** active journals, **161K** conferences and **378K** books (stand alone titles)
from more than **7,000** publishers in **105** countries

- Updated daily—approximately **13,000** articles per day indexed
- **24.7M** open access documents (Gold, Hybrid Gold, Bronze & Green)
- **2.42M** preprints from multiple preprint servers
- **7,683** active Open Access journals

Number of journals by subject area**	Journals	Conferences	Books	Patents
Physical sciences 15,434	28,334** active peer-reviewed journals	161K conference events	378K stand-alone books	51.5M patents
Health sciences 15,267	179 trade journals	12.58M conference papers	3.33M total book items	5 major patent offices:
Social sciences 15,909	7,683 OA Journals (DOAJ/ROAD)		Focus on Social Sciences and A&H	<ul style="list-style-type: none">• WIPO• EPO• USPTO• JPO• UK IPO
Life sciences 8,256	22.7M fully-indexed funding acknowledgements	Mainly Engineering and Computer Sciences		
	2.42M preprints			
	<ul style="list-style-type: none">• Full metadata, abstracts and cited references (refs post-1970 only)• Citations back to 1970			

*Journals may be classified in multiple subject areas: this count includes current actively indexed titles only

**Total number of Scopus journals in database including inactive titles is 44,724

Scopus Interface



Scopus 20 Empowering discovery since 2004

Search

Sources

SciVal



AF

Celebrating 20 years of innovative discovery

Our Scopus journey started in 2004 and during the past two decades Scopus grew into the leading platform for innovative discovery, driving research for the benefit of all.

[About our journey >](#)

Documents

Authors

Researcher Discovery

Organizations

Scopus AI

New

[Search tips](#)

Search within
Article title, Abstract, Keywords

Search documents *

+ Add search field Add date range Advanced document search >

Search

Search History

Saved Searches



Start searching and your history will appear here. If you need help to start searching, see our [search tips](#).

About Scopus

[What is Scopus](#)
[Content coverage](#)
[Scopus blog](#)
[Scopus API](#)
[Privacy matters](#)

Language

[日本語版を表示する](#)
[查看简体中文版本](#)
[查看繁體中文版本](#)
[Просмотр версии на русском языке](#)

Customer Service

[Help](#)
[Tutorials](#)
[Contact us](#)



Research Metrics

Journal – Author - Article

*“Not everything that counts, can be counted,
AND
Not everything that can be counted, counts”*


« Abuse » « misuse » and « Responsible Use » of metrics

“If your IF is above 10, then you enter here. If it's lower, well...”



“The source of much anxiety about Journal Impact Factors comes from their misuse in evaluating individuals, e.g. during the Habilitation process. In many countries in Europe, I have found that in order to shortcut the work of looking up actual (real) citation counts for investigators the journal impact factor is used as a surrogate to estimate the count. I have always warned against this use. There is wide variation from article to article within a single journal as has been widely documented by Per O. Seglen of Norway and others.”

E. Garfield, 1998, Letters to the Editor, The Impact Factor and Using It Correctly
http://garfield.library.upenn.edu/papers/derunfallchirurg_v101



San Francisco
DORA
Declaration on Research Assessment

Journal Metrics: Impact Factor

- Impact Factor (IF): average number of times articles from a journal published in the past two years/or 5 years have been cited in the current year

$$\text{Impact Factor of a Journal in 2022} = \frac{\text{All citations in 2022 to articles published in 2020 and 2021}}{\text{All articles published in 2020 and 2021}}$$

} Further normalized

1. All Journals DO NOT have Impact Factor including some very good upcoming journals.
2. Impact factor is sometimes biased towards fast moving subjects and is strongly driven by number of citations. Eg. Medicine subject area receives higher citations, so many journals have higher impact factor.. whereas Mathematics subject area has lower citations, so lower number of journal with high impact factor.

Alternate Metrics: CiteScore- 3 C's and Free

CiteScore is based on the principles of 3 C's and the fact that it is freely available, empowering users to make well-informed decisions regarding portfolio management and where to publish.

Comprehensive

Based on Scopus, the world's broadest abstract and citation database

CiteScore metrics are available for **all serial titles, not just journals**

CiteScore metrics could be **calculated for portfolios**

Clear

CiteScore metrics are **transparent** and **easy to calculate for yourself**

The **underlying database is available** for you to interrogate

Current

CiteScore Tracker is **updated monthly**

New titles will have CiteScore metrics the year after they are published



Citescore

citations to documents published in 4-year period
of documents in same 4-year period

This comprehensive, current and open metric for journal citation impact is available in a free layer of Scopus.com. It includes a yearly release and monthly CiteScore Tracker updates.

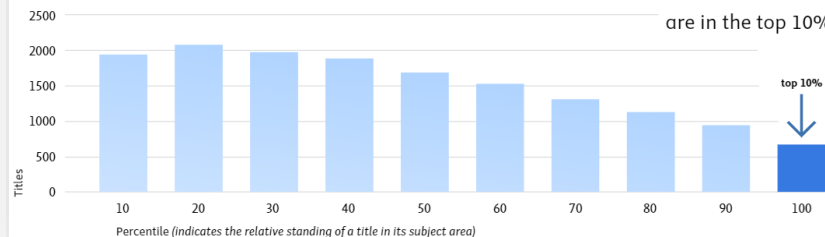
CiteScore calculations include citations from articles, reviews, conference papers, book chapters and data papers. See www.scopus.com/sources

15,700+ titles

have CiteScore 2022, yet no Journal Impact Factor 2021

720

are in the top 10%



Alternate metrics- SNIP & SJR

Source-Normalized Impact per Paper (SNIP)

- Developed by CWTS, University of Leiden Netherlands.
- Measures contextual citation impact by **weighting citations based on the total number of citations in a subject field**.
- The impact of a single citation is given higher value in subject areas where citations are less likely, and vice versa.

SCImago Journal Rank (SJR)

- Developed by SCImago, Spain.
- **SCImago measures the scientific influence of scholarly journals.** A **prestige metric** that can be applied to journals, book series and conference proceedings.
- **It takes into account: both the number of citations received by a journal and the importance/prestige of where the journal citations come from.** With SJR, the subject field, quality and reputation of the journal have a direct effect on the value of a citation.



Source Normalized Impact Per Paper (SNIP)

journal's citation count per paper
citation potential in its subject field

The impact of a single citation will have a higher value in subject areas where citations are less likely, and vice versa. Stability intervals indicate the reliability of the score. Smaller journals tend to have wider stability intervals than larger journals.

Calculated by CWTS (www.journalindicators.com) based on Scopus data.



SCImago Journal Rank (SJR)

average # of weighted citations received in a year
of documents published in previous 3 years

Citations are weighted—worth more or less—depending on the source they come from. The subject field, quality and reputation of the journal have a direct effect on the value of a citation. Can be applied to journals, book series and conference proceedings.

Calculated by SCImago Lab (www.scimagojr.com) based on Scopus data.

Two Golden Rules for using research metrics- *to give a balanced, multi-dimensional view*

Always use both qualitative and quantitative input into your decisions

This is about benefitting from the strengths of both approaches, not about replacing one with the other

Combining both approaches will get you closer to the whole story

Valuable intelligence is available from the points where these approaches differ in their message

Always use more than one research metric as the quantitative input

A research metric's strengths can complement the weaknesses of others

There are many different ways of being excellent

Using multiple metrics drives desirable changes in behaviour

H-index and Importance of ORCID

ORCID

Connecting Research
and Researchers

- ✓ Open Researcher and Contributor ID
- ✓ Nonproprietary alphanumeric code
- ✓ Uniquely identifies scientific and academic authors /contributors.
- ✓ Integrated with Scopus

This author profile is generated by Scopus. [Learn more](#)

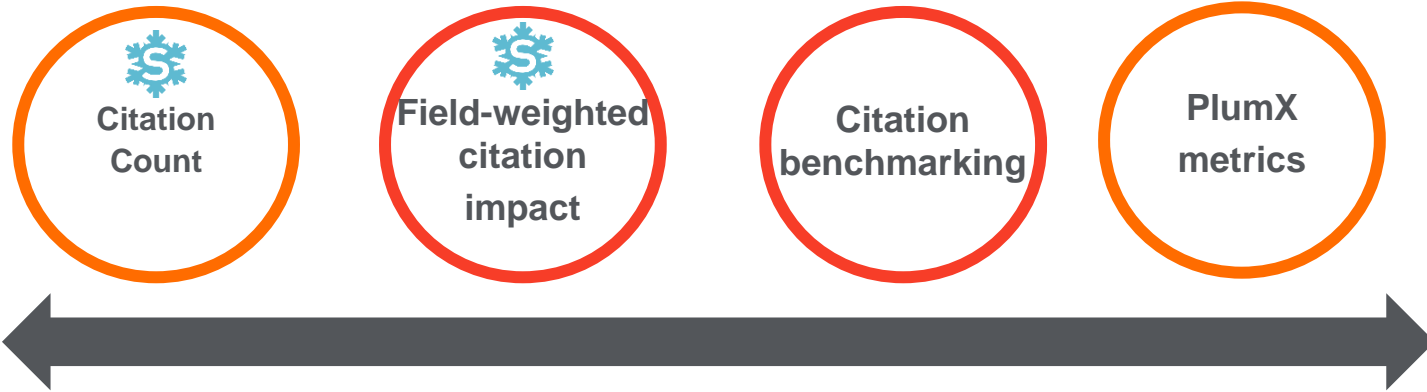
Ellis, Andrew D.

 [Aston University, Birmingham, United Kingdom](#)  7201547136   <https://orcid.org/0000-0002-0417-0547>



Read More here: <https://support.orcid.org/hc/en-us/articles/360006973653-Add-works-by-direct-import-from-other-systems>

Article-Level Metrics



*metrics that takes into account field variation publication and citations

PlumX Metrics provide insights into the ways people interact with individual pieces of research output (articles, conference proceedings, book chapters, and many more) in the online environment. Collectively known as PlumX Metrics, these metrics are divided into five categories- Usage, Captures, Mentions, Social Media, and Citations- to help make sense of the huge number of metrics available and to enable analysis through comparing 'like with like.'

Article-level metrics: Compare Like with Like

- ❑ **The Field-Weighted Citation Impact**
- ❑ (FWCI) score comes from the Scopus database and shows how the article's citation count compares to similar articles in the same field and timeframe.
- ❑ A score of 1.00 means the article is cited as it would be expected, greater than 1.00 the article is doing better than expected, and less than 1.00 the article is underperforming.
- ❑ Eg. FWCI of 6 indicates that the article received almost 6 times the number of citations as compared to the average article in this field received.

PlumX Metrics are comprehensive, item-level metrics that provide insights into the ways people interact with individual pieces of research output



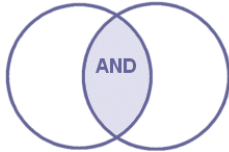


Search Smarter

Scopus search tips

Booleans*: And / Or / And Not

connect your search words together to either narrow or broaden your set of results.



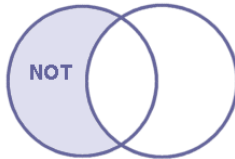
example: cloning AND humans

narrow your results, tell the database that **ALL** search terms must be present in the resulting records



example: cloning OR reproduction

broaden your results, telling the database that **ANY** of your search terms can be present in the resulting records



example: cloning AND NOT sheep

exclude words from your search
narrow your search, telling the database to ignore concepts that may be implied by your search terms

Loose phrases vs. separate words

If you do not specify anything between two words, Scopus **automatically joins them with AND**, so the words in the phrase may not be searched together.

Loose phrases vs. separate words

Use of double quotation

"heart attack"

where heart and attack are adjacent to each other.

42,468 document results

TITLE-ABS-KEY (heart AND attack)

[Edit](#) [Save](#) [Set alert](#)

9,915 document results

TITLE-ABS-KEY ("heart attack")

[Edit](#) [Save](#) [Set alert](#)

Exact phrase search

Exact phrase: {heart attack}

will find only an **exact match** for a word, phrase or character (including stop words)

7,769 document results

TITLE-ABS-KEY ({heart attack})

 Edit  Save  Set alert



Note: The document results for this search are for 21st April 2023, these numbers will change/increase with time.

Wildcards: ? and *

In any word or “loose phrase” you can use wildcards to help when you’re unsure of spelling, or when a word has multiple spelling variations, or if you’re looking for chemicals.

? represents any single character

Example: Nure?berg

3,120 document results

TITLE-ABS-KEY (nure?berg)

 Edit  Save  Set alert

* represents any **number of characters**, even zero

Example: comput*

returns computer, computers, computerize and computerization

8,419,034 document results

TITLE-ABS-KEY (comput*)

 Edit  Save  Set alert



Note: The document results for this search are for 21st April 2023, these numbers will change/increase with time.

Know what Scopus search does automatically

(apart from being case-insensitive)

Accented characters: work with or without the accent included

Example Dvořák and dvorak both return the same results

Lemmatization: means that singular and plural forms, and well as adjectives, will be found if you type any of the variants.

Examples: attack and attacks; wide and wider

Equivalents: will find the equivalent terms/symbols

Example: behaviour and behavior



Let's go for a quick
demonstration of some
interesting features on
Scopus



Important Scopus resources to stay up to date:

Scopus newsletter: [Subscribe](#)

Scopus info site: <https://www.elsevier.com/scopus/>

Scopus blog: <http://blog.scopus.com>

Twitter: www.twitter.com/scopus

YouTube: <https://www.youtube.com/c/ScopusDotCom>

Resources for Scopus AI: <https://elsevier-sfm.highspot.com/search?q=scopus+ai>

Thank you

